

SUPPLEMENTARY MATERIAL**Supplementary Table 1. Terms for the electronic databases search.**

Search date	Search string
31 July 2021 - PubMed	("PARP inhibitor" OR "PARP inhibitors" OR olaparib OR niraparib OR veliparib OR rucaparib OR cediranib) AND ("ovarian cancer" OR "ovarian carcinoma" OR ovar*) Filters: English

Supplementary Table 2. PICOS structure for the study selection.

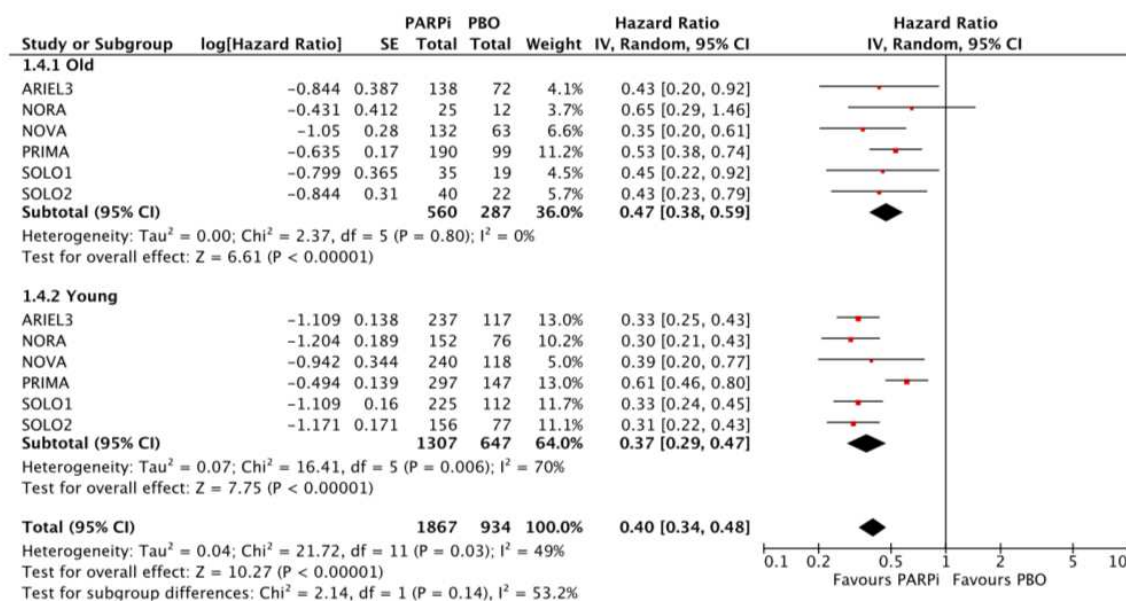
Population	≥65 years-old advanced ovarian cancer patients
Intervention	PARP-inhibitors (monotherapy, plus chemotherapy or bevacizumab)
Control	Non-PARP inhibitors (placebo alone, plus chemotherapy or bevacizumab)
Outcome	HR and 95% CI for progression-free survival, RR for adverse events with information on patients' age (<65 vs. ≥65)
Studies	Randomized clinical trials

CI: confidence interval; HR: hazard ratio; PARP: Poly(ADP-ribose) polymerase-1; RR: risk ratio

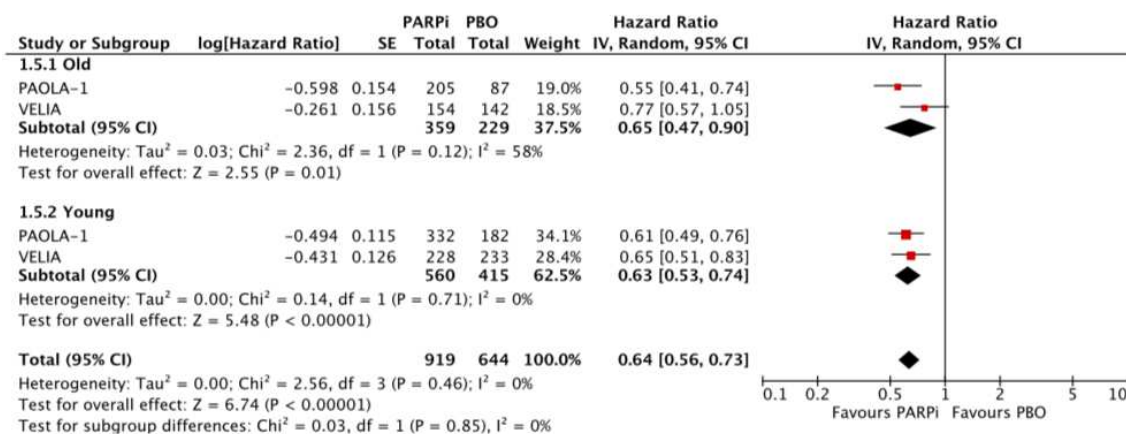
Supplementary Figure 1. Risk of Bias (ROB-2) analysis of the included studies.

	Random sequence generation (selection bias)	Allocation concealment (selection bias)	Blinding of participants and personnel (performance bias): All outcomes	Blinding of outcome assessment (detection bias): All outcomes	Incomplete outcome data (attrition bias): All outcomes	Selective reporting (reporting bias)	Other bias
ARIEL3	+	+	+	+	+	+	
ENGOT-OV16/NOVA	+	+	+	+	+	+	
PAOLA-1	+	+	+	+	+	+	
PRIMA/ENGOT-OV26/GOG-3012	+	+	+	+	+	+	
SOLO1	+	+	+	+	+	+	
SOLO2/ENGOT-OV21	+	+	+	+	+	+	
VELIA/GOG-3005	+	+	+	+	+	+	

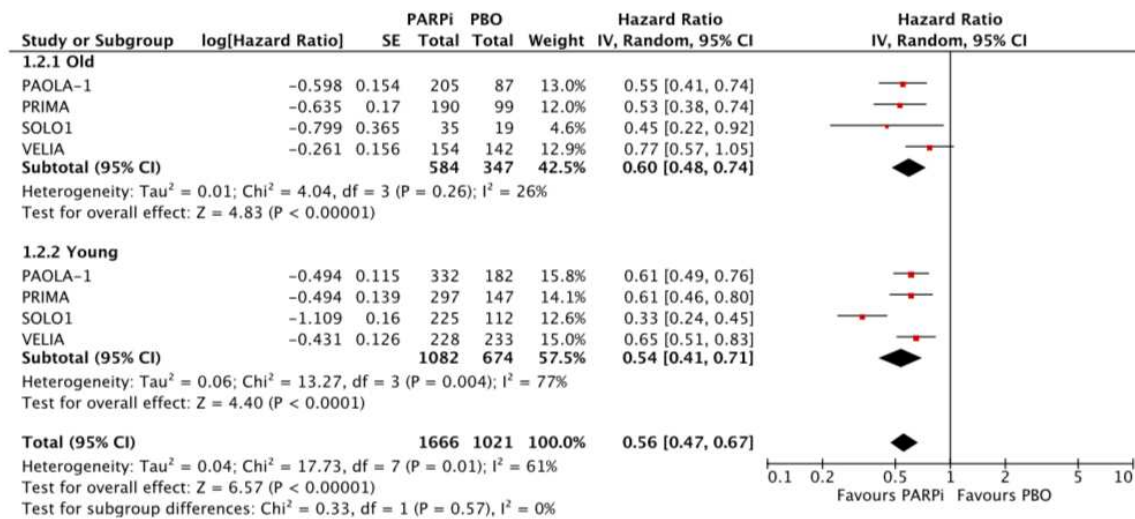
Supplementary Figure 2. Subgroup analysis: Forest plot of HRs in subgroup analysis stratified by type of therapy for progression-free survival in older and younger patients – Monotherapy



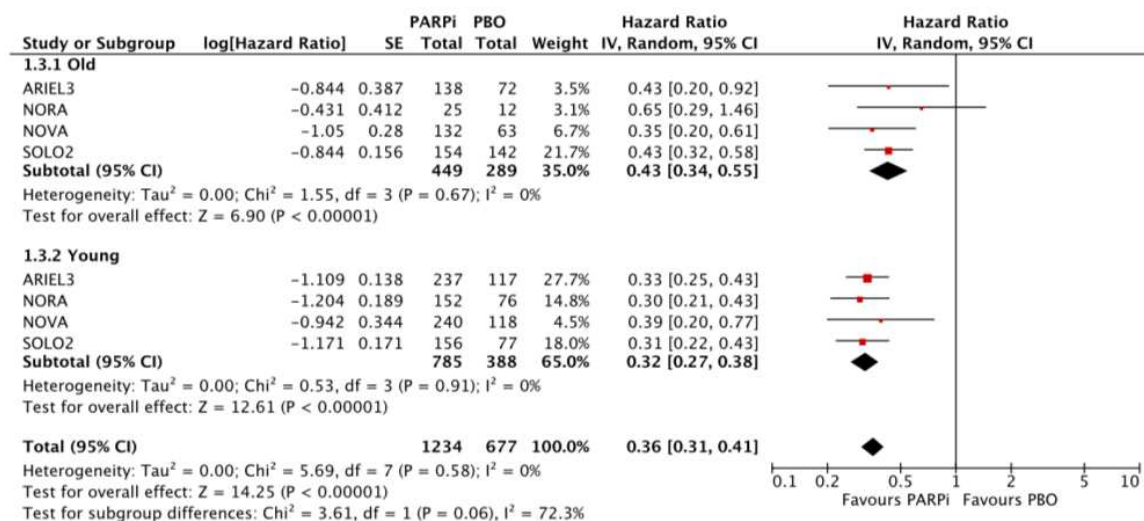
Supplementary Figure 3. Subgroup analysis: Forest plot of HRs in subgroup analysis stratified by type of therapy for progression-free survival in older and younger patients – Combination



Supplementary Figure 4. Subgroup analysis: Forest plot of HRs in subgroup analysis stratified by disease setting for progression-free survival in older vs. younger – Primary advanced ovarian cancer



Supplementary Figure 5. Subgroup analysis: Forest plot of HRs in subgroup analysis stratified by disease setting for progression-free survival in older vs. younger – platinum-sensitive recurrent ovarian cancer



Supplementary Figure 6. Sensitivity analysis for progression-free survival.

