



**Editor-in-Chief**  
Pedro T Ramirez (USA)

**Associate Editors**  
Anna Fagotti (Italy)  
Michael Frumovitz (USA)  
Rene Pareja (Colombia)  
Anuja Jhingran (USA)

**Video Editor**  
Luis Chiva (Spain)

**Social Media Editors**  
Andreina Fernandes (Venezuela)  
Aarthi S. Jayraj (United Kingdom)

**Managing Editor**  
Emily Hammond (USA)

**Editorial Office**  
*International Journal of Gynecological Cancer*, BMJ Journals  
Two Hudson Square, 3rd Floor,  
Hoboken, NJ 07030 USA  
E: [ijgc@jgeditorial.com](mailto:ijgc@jgeditorial.com)

**Production Editor**  
Hannah Martin  
E: [production.ijgc@bmj.com](mailto:production.ijgc@bmj.com)

**Customer support**  
For general queries and support with  
existing and new subscriptions:  
W: [support.bmj.com](http://support.bmj.com)  
T: +44 (0)20 7111 1105  
E: [support@bmj.com](mailto:support@bmj.com)



Self-archiving and permissions  
W: [bmj.com/company/products-services/permissions-and-licensing/](http://bmj.com/company/products-services/permissions-and-licensing/)  
E: [bmj.permissions@bmj.com](mailto:bmj.permissions@bmj.com)

**Disclaimer:** The Editor of *International Journal of Gynecological Cancer* has been granted editorial freedom and *International Journal of Gynecological Cancer* is published in accordance with editorial guidelines issued by the World Association of Medical Editors and the Committee on Publication Ethics. *International Journal of Gynecological Cancer* is primarily intended for healthcare professionals and its content is for information only. The Journal is published without any guarantee as to its accuracy or completeness and any representations or warranties are expressly excluded to the fullest extent permitted by law. Readers are advised to independently verify any information on which they choose to rely. Acceptance of advertising by *International Journal of Gynecological Cancer* does not imply endorsement. Neither *International Gynecologic Cancer Society* and *European Society of Gynaecological Oncology* nor BMJ Publishing Group Limited have any liability for any loss, injury or damage howsoever arising from *International Journal of Gynecological Cancer* (except for liability which cannot be legally excluded).

**Copyright:** © 2023 IGCS and ESGO. All rights reserved; no part of this publication may be reproduced in any form without permission.

The *International Journal of Gynecological Cancer (IJGC)* is published by BMJ Publishing Group Ltd and typeset by Exeter Premedia Services Private Limited, Chennai, India.

## Lead Article

- 1331** Low-grade serous ovarian cancer: expert consensus report on the state of the science  
  
  
*R N Grisham, B M Slomovitz, N Andrews, S Banerjee, J Brown, M S Carey, H Chui, R L Coleman, A N Fader, S Gaillard, C Gourley, A K Sood, B J Monk, K N Moore, I Ray-Coquard, I-M Shih, S N Westin, K-K Wong, D M Gershenson*


## Editorial

- 1345** Low grade serous ovarian cancer: moving the needle  
*M Morton, D O'Malley*


## Vulvar Cancer

- 1347** Role of immunotherapy for lymph node positive vulvar melanoma: utilization and outcomes  
*D Nasioudis, N Labban, N Latif, S Gysler, L Cory, S Kim, R L Giuntoli II, E M Ko*

## Cervical Cancer

- 1354** Self- and physician-collected high-risk human papillomavirus (HPV) testing to detect high-grade cervical lesions among Thai women  
*N Phoolcharoen, W Areeruk, N Kamthavorn, J Tiyyayon, S Chittithaworn, T Wetcho, S Satinniramai, U Khomphaiboonkij, S Pitakkearnkul, W Termrungruangler, J Srisomboon, S Tangjigamol, T G C S Research Group*
- 1359** Clinicopathologic characteristics, oncologic outcomes, and prognostic factors in neuroendocrine cervical carcinoma: a Neuroendocrine Cervical Tumor Registry study  
  
*G Salvo, A Flores Legarreta, P Ramalingam, A Jhingran, P Bhosale, R Saab, N R Gonzales, G B Chisholm, M Frumovitz*
- 1370** Survival after sentinel node biopsy alone in early-stage cervical cancer: a systematic review  
*J Mauro, D Viveros-Carreño, G Vizzielli, E De Ponti, F Fanfani, P T Ramirez, A Buda*

## Uterine Cancer

- 1376** Pulmonary resection of residual lesions of pulmonary metastasis from gestational trophoblastic neoplasia  
  
*W Wang, Y Kong, Y Li, X Wan, F Feng, T Ren, J Zhao, Y Xiang, J Yang*


- 1383** Evaluating the use of machine learning in endometrial cancer: a systematic review  
*S Piedimonte, G Rosa, B Gerstl, M Sopocado, A Coronel, S Lleno, D Vicus*

- 1394** MicroRNA expression as a diagnostic parameter in early endometrial cancer  
*S Blagojević, B Andrić, J Jovančić, M Milutinović, D Nikodijević, P Arsenijević, D Cvetković*


- 1402** Race and ethnicity reporting in endometrial cancer literature  
*D Raimondo, A Raffone, A M Pezzullo, M Doglioli, P De Benedetti, P Celerino, L De Meis, M Maletta, A Raspollini, A Travaglino, M Guida, P Casadio, R Seracchioli*

- 1408** Trends in use of radiation therapy, chemotherapy, and combination chemoradiotherapy in advanced uterine cancer before, during, and after GOG 258  
*S S Lee, C R Weil, L R Boyd, C De Cesaris, D Gaffney, G Suneja*

## Ovarian Cancer

- 1419** Biomarkers for checkpoint inhibitor therapy in mucinous epithelial ovarian cancer  
*T Bartl, A Alberts, S-C Papadopoulos, A Wolf, L Mueller, G Hofstetter, C Grimm, D Cacsire Castillo-Tong*
- 1427** Identification of RAD51 foci in cancer-associated circulating cells of patients with high-grade serous ovarian cancer: association with treatment outcomes  
  
*Z Alizzi, S Saravi, S Khaliq, T McDonald, E Karteris, M Hall*
- 1434** Patterns of spread and genetic alterations of primary endometrioid carcinomas of the ovary  
*V Mazina, K Devins, L Philp, A S Bercow, K James, A Bregar, R C Sisodia, E Oliva, M Del Carmen*
- 1440** Secondary cytoreduction in platinum sensitive relapsed ovarian cancer: an individual patient level meta-analysis  
*S Gulia, S Kannan, J Ghosh, S Rath, A Maheshwari, S Gupta*

## Review

- 1448** Systemic therapy de-escalation in advanced ovarian cancer: a new era on the horizon?  
  
*G Caruso, R L Coleman, G Aletti, F Multinu, A Botticelli, I Palaia, W Cliby, N Colombo*

## Clinical trial

- 1458** A phase III, multicenter, randomized study of olvimulogene nanivacirepvec followed by platinum-doublet chemotherapy and bevacizumab compared with platinum-doublet chemotherapy and bevacizumab in women with platinum-resistant/refractory ovarian cancer

*R W Holloway, P Thaker, A A Mendivil, S Ahmad, A N Al-Niaimi, J Barter, T Beck, S K Chambers, R L Coleman, S M Crafton, E Crane, E Ramez, S Ghamande, W Graybill, T Herzog, M D Indermaur, V S John, L Landrum, P C Lim, J A Lucci, M McHale, B J Monk, K N Moore, R Morris, D M O'Malley, T J Reid, D Richardson, P G Rose, J M Scalici, D-A Silasi, K Tewari, E W Wang*

## Tumor board

- 1464** Surveillance imaging for salvage therapy in endometrial cancer

*P Barry, S Beriwal, E Maheshwari, R Bhargava, W Small Jr*

## Corners of the world

- 1469** Call for implementation research: cross-continental partnership experiences from the Trans-African Digital e-Health Network (i-STARC Project)

*S Nasser, P A Togo, A Elghanmi, E Bilir, J Sehouli*

## Video articles

- 1471** An advantageous technique for fertility sparing staging surgery of epithelial ovarian cancer with a single umbilical incision

*Y Chen, Y Zheng, S Chen, S Peng*

- 1473** Rectovaginal fistula repair by Martius flap after exclusive chemoradiation in a patient with advanced cervical cancer

*V A Capozzi, I Rotondella, A De Finis, E Scarpelli, T Ghi, R Berretta*

- 1475** Laparoscopic transperitoneal para-aortic lymphadenectomy in double inferior vena cava vascular anomalies

*N Veiga, J C Muruzábal, S Aguirre, S Lapeña, O Tarrío, I Vicaña*

## Educational video lecture

- 1477** Management of vascular injuries in gynecologic oncology surgery

*R Ribeiro, W Kondo, F L Erzinger*

## Pathology archives

- 1479** Isolated tumor cells in a patient with early-stage cervical cancer

*C G T Nguyen, S Phillips, A Chen, R Harrison*

- 1482** Diagnostic challenges in differentiating between hydropic abortus, and complete and partial hydatidiform molar pregnancies in early gestation

*E Rios-Doria, K P Pennington, D J Reiter, E U Parker*

## Images

- 1485** Ectopic ovary in BRCA 1 muted patient

*A Rychlik, M Bedyńska, D Querleu*

## Commentaries

- 1487** Rising endometrial cancer rates and potential for screening

*T F Chavez, R Snyder, R K Lee, M Mosunjac, G Del Priore*

- 1488** Is it possible to block cancer? The example of #VaginalCancer on Instagram

*J Kacperczyk-Bartnik, E Bilir, S Nasser, A Strojna, A G Z Eriksson*

## Letters

- 1490** Correspondence on 'Human papillomavirus independent status on pathologic response and outcomes in locally advanced cervical cancer managed with chemoradiotherapy followed by surgery' by Turco et al

*S Yuce Sari, M Bay, M Gultekin*

- 1491** Response to: Correspondence on "Human papillomavirus independent status on pathologic response and outcomes in locally advanced cervical cancer managed with chemoradiotherapy followed by surgery" by Yuce Sari et al

*L C Turco, L Pedone Anchora, G Scambia, G Ferrandina*