



Editor-in-Chief
Pedro T Ramirez (USA)

Associate Editors
Anna Fagotti (Italy)
Michael Frumovitz (USA)
Rene Pareja (Colombia)
Anuja Jhingran (USA)

Video Editors
Luis Chiva (Spain)
Houssein El Hajj (France)

Social Media Editors
Andreina Fernandes (Venezuela)
Aarthi S. Jayraj (United Kingdom)

Managing Editor
Emily Hammond (USA)

Editorial Office
International Journal of Gynecological Cancer, BMJ Journals
Two Hudson Square, 3rd Floor,
Hoboken, NJ 07030 USA
E: ijgc@jjeditorial.com

Production Editor
Hannah Martin
E: production.ijgc@bmj.com

Customer support
For general queries and support with existing and new subscriptions:
W: support.bmj.com
T: +44 (0)20 7111 1105
E: support@bmj.com


Self-archiving and permissions
W: bmj.com/company/products/services/rights-and-licensing/
E: bmj.permissions@bmj.com

Disclaimer: The Editor of *International Journal of Gynecological Cancer* has been granted editorial freedom and *International Journal of Gynecological Cancer* is published in accordance with editorial guidelines issued by the World Association of Medical Editors and the Committee on Publication Ethics. *International Journal of Gynecological Cancer* is primarily intended for healthcare professionals and its content is for information only. The Journal is published without any guarantee as to its accuracy or completeness and any representations or warranties are expressly excluded to the fullest extent permitted by law. Readers are advised to independently verify any information on which they choose to rely. Acceptance of advertising by *International Journal of Gynecological Cancer* does not imply endorsement. Neither *International Gynecologic Cancer Society* and *European Society of Gynaecological Oncology* nor BMJ Publishing Group Limited shall have any liability for any loss, injury or damage howsoever arising from *International Journal of Gynecological Cancer* (except for liability which cannot be legally excluded).

Copyright: © 2024 IGCS and ESGO. All rights reserved; no part of this publication may be reproduced in any form without permission.

The *International Journal of Gynecological Cancer (IJGC)* is published by BMJ Publishing Group Ltd and typeset by Exeter Premedia Services Private Limited, Chennai, India.

Lead Article


- 1**  Complications of HIPEC for ovarian cancer surgery: evaluation over two time periods
B Navarro Santana, E Garcia-Torralla, D Viveros-Carreño, J Rodriguez, R Pareja, A Martin, S Forte, K J Krause, J M González-Martín, P T Ramirez

Editorial

- 10** Hyperthermic intraperitoneal chemotherapy in ovarian cancer: first, do no harm
L Chiva, I Vergote

Cervical Cancer


- 12** Human papillomavirus genotyping for predicting disease progression in women with biopsy-negative or cervical intraepithelial neoplasia grade 1 of low-grade intraepithelial lesion cytology
W D Kang, U C Ju, S M Kim
- 19** Acceptability of human papillomavirus self-collection and the role of telehealth: a prospective, randomized study stratified by menopausal status
K Fitch, J A Bohn, J B Emerson, E R Boniface, A Bruegl

- 28**  Sentinel lymph node mapping with indocyanine green using SPY-PHI in open radical hysterectomy or trachelectomy
M A Fernandez, H D Clark, M D Iniesta, M F Munsell, M Frumovitz, P T Ramirez

- 35** Neoadjuvant chemotherapy prior to radical hysterectomy in locally advanced cervical cancer: a systematic review and meta-analysis
C Borghi, E Biagioli, J Mauro, A Roberto, M Borghese, A Buda

- 47** Dose-dense neoadjuvant chemotherapy before radical surgery in cervical cancer: a retrospective cohort study and systematic literature review
G Caruso, S Bruni, M Lapresa, L A De Vitis, G Parma, V Minicucci, I Betella, G Schivardi, F Peccatori, R Lazzari, W Cliby, G D Aletti, V Zanagnolo, A Maggioni, N Colombo, F Multinu

Uterine Cancer


- 58** Correlation between malignant peritoneal cytology and survival in patients with uterine leiomyosarcoma and endometrial stromal sarcoma
J Du, D Hu, Y Xing, R He, Y Cheng, H Li, C Liu, X Liang, Y Yang
- 66** Sentinel lymph node assessment in patients with atypical endometrial hyperplasia: a systematic review and meta-analysis
S Vieira-Serna, J Peralta, D Viveros-Carreño, J Rodriguez, J E Feliciano-Alfonso, R Pareja
- 73**  The Womb Cancer Awareness Measure (WCAM): development of an instrument to assess public awareness of endometrial cancer
O Jones, H Young, H Clarke, E J Crosbie, V N Sivalingam

- 80** Let go of the myth: safety of indocyanine green for sentinel lymph node mapping in endometrial cancer
I Capasso, G Cucinella, G Volcheck, M McGree, A J Fought, O Chuzhyk, L A De Vitis, G Schivardi, D Fumagalli, T Occhiali, F Fanfani, V Chiantera, G Scambia, E Reynolds, A Mariani, G Glaser

Ovarian Cancer

- 88** Epithelial ovarian cancer and brain metastases: might the *BRCA* status, PARP inhibitor administration, and surgical treatment impact the survival?
C M Sassu, C Marchetti, G Russo, A Minucci, S M Boccia, A Benato, C Nero, A Piermattei, P P Mattogno, D Giannarelli, G Ferrandina, A Olivi, A Fagotti, G Scambia

- 99** Advanced ovarian yolk sac tumor: upfront surgery or neoadjuvant chemotherapy followed by interval debulking?
X Zhang, J Yang, Y Xiang, L Pan, M Wu, D Cao, J Yang

- 106**  Centralizing surgery for ovarian cancer in a 'non-centralizing' country (Belgium): the UNGO (UCLouvain Network of Gynaecological Oncology) experience
M Luyckx, M Jouret, K Sawadogo, M Waterkeyn, F Grandjean, J-P Van Gossum, N Dubois, V Malvaux, L Verreth, P Grandjean, A M Bruger, P Jadoul, C Maillard, A Gerday, J-F Baurain, J-L Squifflet

- 113** Safety and feasibility of therapeutic anticoagulation for newly diagnosed venous thromboembolism in women who undergo neoadjuvant chemotherapy for advanced ovarian cancer

T Boerner, C Lam, D Basaran, Y L Liu, R N Grisham, W P Tew, K Long Roche, O Zivanovic, N R Abu-Rustum, G J Gardner, Y Sonoda, D S Chi, G Soff, E Jewell

- 122** The Cukurova score in the prediction of primary cytoreduction in ovarian cancer

G Khatib, S Seyfettinoglu, S Kose, U Kucukgoz Gulec, A Avca, A B Güzel, I Ünal, S Paydas, M A Vardar

- 131** Impact of delayed interval cytoreductive surgery on the survival of patients with advanced stage high-grade epithelial ovarian carcinoma

D Nasioudis, O Arevalo, S Gysler, E M Ko, L Cory, S H Kim, R L Giuntoli II, N A Latif

Reviews

- 138** FIGO 2023 endometrial cancer staging: too much, too soon?



W G McCluggage, T Bosse, C B Gilks, B E Howitt, J N McAlpine, M R Nucci, J T Rabban, N Singh, K L Talia, C Parra-Herran

- 144** Pelvic floor dysfunction survivorship needs and referrals in the gynecologic oncology population: a narrative review

I Marcu, M Melnyk, S Nekkanti, C Nagel

- 150** Cardiophrenic lymph nodes in advanced ovarian cancer



N Agusti, G Bonaldo, R M Kahn, A Rosati, D Nachira, T L Pan, A Mburu, G Kochiashvili, P Paredes, H-C Hsu, J Davies-Oliveira, P T Ramirez

Tumor board

- 159** Disseminated intra-abdominal low-grade smooth muscle neoplasm of uterine origin

K Ditter, S Faroussi, E Longo, M Deavers, T Zaid

Corners of the world

- 163** Building research competency across low and middle resource settings: an ENGOT initiative and NOGGO mentorship program at the ESGO 2022 in Berlin

S Nasser, E Bilir, A David, M Gultekin, J Sehouli

Video articles

- 165** Complementary use of indocyanine green and technetium to enhance sentinel lymphadenectomy in vulvar cancer

S Mohr, S Imboden, F Siegenthaler, M D Mueller

- 167** Standardized steps of risk-reducing salpingo-oophorectomy following the National Comprehensive Cancer Network guideline protocol: a video demonstration

J Li, M Zhu, J Duan, W Jiang

Pathology archives

- 169** Epithelioid trophoblastic tumor

L S Aboelnasr, M El-Bahrawy

- 171** Inflammatory myofibroblastic tumor: a rare uterine mesenchymal neoplasm

M Goel, J A Bennett

Images

- 174** Paraduodenal hernia during surgery for carcinoma ovary: an intra-operative surprise

A S Bhardwaj, P Vemanamandhi, C Parekh, R Arora, S Patel

Letters

- 176** Correspondence on 'MicroRNA expression as a diagnostic parameter in early endometrial cancer' by Blagojević et al

C A Coada, G Ravegnini, A M Perrone

- 177** Response to: Correspondence on 'MicroRNA expression as a diagnostic parameter in early endometrial cancer' by Coada et al

S Blagojević, M Milutinović, D Cvetković